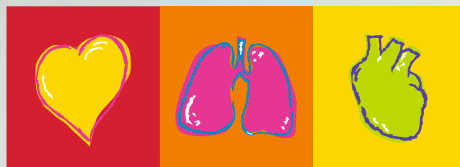


# DEFIGARD HD-7

Renewing defibrillation




**SCHILLER**

The Art of Diagnostics

# DEFIGARD HD-7

Renewing defibrillation

Discover the DEFIGARD HD-7, SCHILLERs latest defibrillator / monitor. Compact and lightweight, benefit from its easy-to-use interface to access all main functions.



## ALWAYS READY

The DEFIGARD HD-7gs automatic self-tests are a time saver during routine device tests.

The DEFIGARD HD-7 provides paper printout but also supports paperless workflows.

Self-test results are automatically sent via a secure Wi-Fi connection to SEMA, SCHILLERs data management solution, for a quick and easy paperless review by healthcare professionals.

A LED clearly informs the user if the device is ready for use.

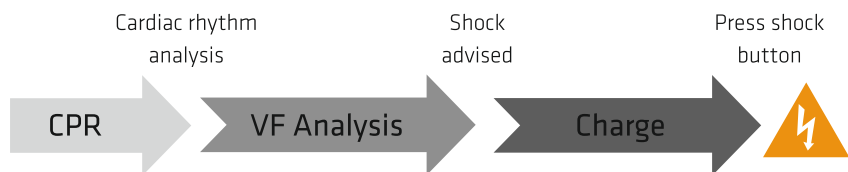
## FAST TIME TO SHOCK

The DEFIGARD HD-7gs fast charging time greatly minimises time to shock.

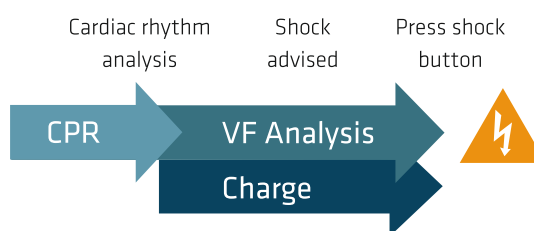
Unlike in a conventional AED, the DEFIGARD HD-7gs cardiac rhythm analysis starts at the end of the CPR cycle which shortens the actual analysis duration as well as the "hands-off" time.

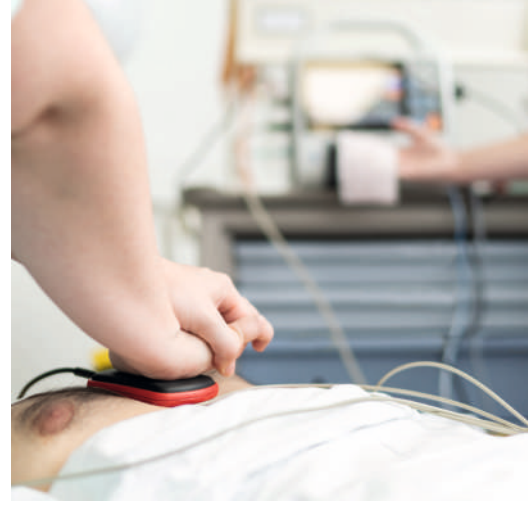
As the DEFIGARD HD-7 charges during the cardiac rhythm analysis, the shock is immediately available if it is recommended.

### Conventional AED



### DEFIGARD HD-7's AED





## CPR FEEDBACK

The DEFIGARD HD-7 helps achieve highest efficiency in chest compressions:

- ❖ **Metronome feature:** delivers a steady rhythm to follow.
- ❖ **FreeCPR (optional):** provides feedback on the frequency of the chest compressions through the defibrillation pads, no additional sensor required.
- ❖ **ARGUS LifePoint 2 (optional):** provides feedback on the frequency, depth and recoil\* of chest compressions. The DEFIGARD HD-7 indicates a color

coded visual assistance of the chest compressions during CPR. An audio assistance also guides the rescuer through the intervention.

The sensor ARGUS LifePoint 2 is shaped to perfectly fit the palm of your hand. It is made of durable rubber, is reusable and easy to clean.

\*Recoil not available in the UK, France, Germany and USA.

COMPRESSION		
FREQ.	DEPTH	RECOIL
bpm	cm	
108	5.2	good
MESSAGE		
OK		

COMPRESSION		
FREQ.	DEPTH	RECOIL
bpm	cm	
153	5.4	good
MESSAGE		
PRESS SLOWER		

COMPRESSION		
FREQ.	DEPTH	RECOIL
bpm	cm	
153	4.2	good
MESSAGE		
PRESS DEEPER		



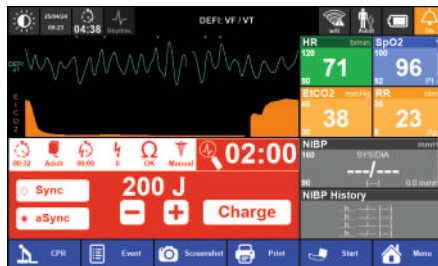
## INTUITIVE DESIGN

The DEFIGARD HD-7gs one-step mode selector allows intuitive and straightforward mode selection between AED, manual defibrillation, pacing and monitoring.

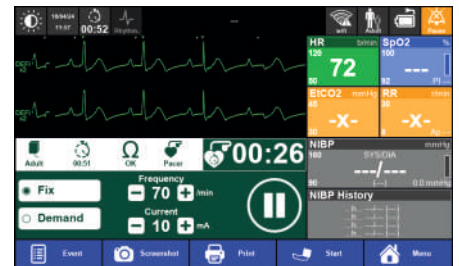
The user-friendly tactile *Touchng Save* interface allows direct access to the desired feature without losing time.

The DEFIGARD HD-7gs interface has been developed to meet healthcare professionals' needs. For each selected mode, a global overview of patient vitals and needed actions is available.

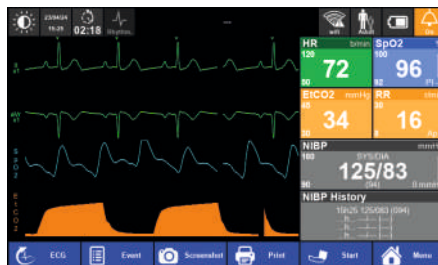
Depending on lighting conditions, the user can adapt the display (high-contrast mode).



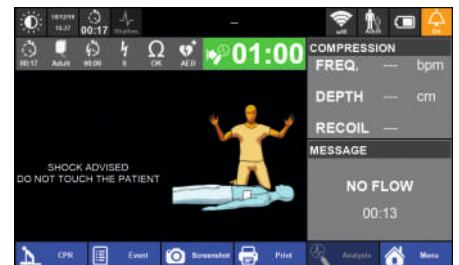
Manual defibrillation view



Pacer view



Monitoring view



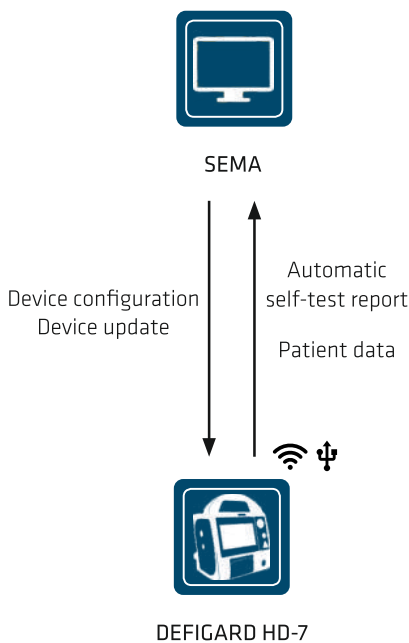
AED view

## A UNIQUE DATA MANAGEMENT SOLUTION

Transfer data to be reviewed and managed by SCHILLER's data management solution SEMA. Patient data is available continuously from outpatient care to intra-hospital care.

SEMA supports data management for the entire SCHILLER product range.

LifeDataNet G2 facilitates device pool management by deploying device configurations or software updates remotely.



## CYBERSECURITY

The DEFIGARD HD-7 ensures an extremely secure connection to the server using WPA2-Enterprise, the highest security standard in terms of wireless networks.

With the DEFIGARD HD-7, patients and their medical data are safe.

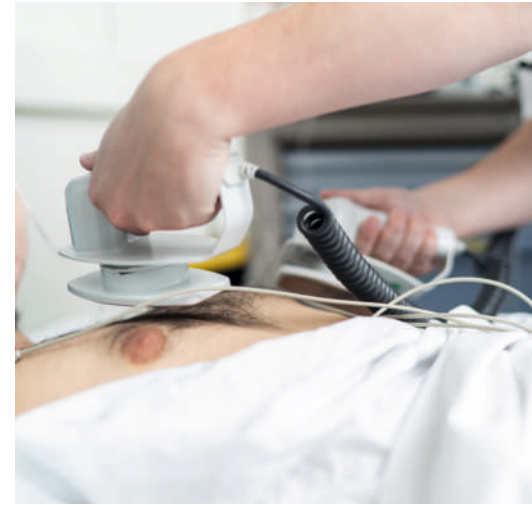
## INNOVATIVE PADDLES

For additional flexibility, the DEFIGARD HD-7 is also available with defibrillation paddles, featuring:

- ❖ **Impedance LED:** check the patient's impedance at a glance via the illuminated LED
- ❖ **Key operating buttons:** energy selecting, charging and shocking can all be operated through the paddles' buttons
- ❖ **Paediatric mode:** simply remove the paddles' adult electrode plates to switch to paediatric mode. The device and energy levels will also adjust automatically.

## INTERNAL DEFIBRILLATION

Internal defibrillation mode (optional) for open-heart surgical procedures, with a full range of spoon sizes and energy levels.



# DEFIGARD HD-7

Matching all healthcare professionals needs

## INNOVATIVE PADDLES

Defibrillate with precision when using the paddles. Set the required energy level, check impedance, charge and defibrillate with the dedicated colour-coded buttons.

## A UNIQUE EXPERIENCE

Equipped with a large 7" touchscreen, the DEFIGARD HD-7 benefits from a powerful TouchngngSave interface and allows storage of intervention data.

## CONNECTED DEVICE

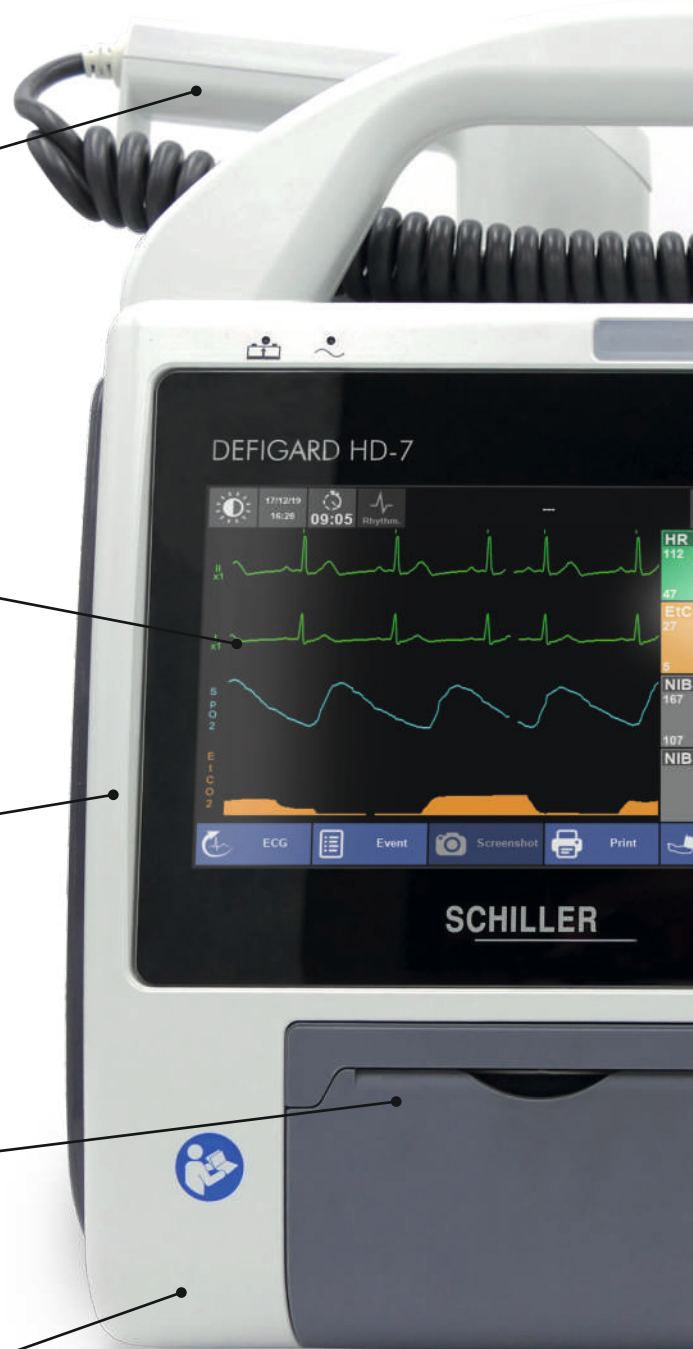
Transfer intervention data swiftly to be reviewed and managed in SEMA, SCHILLERgs data management solution. Easy fleet management through LifeDataNet G2.

## INTEGRATED PRINTER

A large 3-channel built-in printer allows different printing configurations, amongst which the post-defibrillation report.

## CAN BE MOUNTED ON A TROLLEY

The unit can be attached to the patient bed with hooks. A trolley is available (optional).





## ALWAYS READY

The DEFIGARD HD-7 performs regular automatic self-tests and informs on its ready-to-use status through the blinking LED.

## SIMPLIFIED USE

A one-step mode selector allows you to easily select the desired mode: semi-automatic AED, manual defibrillation, monitoring or pacing.

## OPTIMISED USER INTERFACE

3 simple steps to follow for a clear overview during an intervention.

## ACCURATE MONITORING

High-quality measurements:

- ❖ SpO<sub>2</sub> (optional): MASIMO or Nellcor technology
- ❖ 6-lead ECG: SCHILLER technology
- ❖ EtCO<sub>2</sub> (optional): MASIMO technology
- ❖ NIBP (optional): SCHILLER technology

## SINGLE CONNECTOR

The DEFIGARD HD-7 has the same connector for pads, paddles and spoons.



# SCHILLER

The Art of Diagnostics

## About SCHILLER

SCHILLER A. G., a company based in Switzerland, was founded by Alfred Schiller in 1974. Over the last 50 years, it has evolved into a successful Global Group with 31 subsidiaries and dealers across 30 countries. Today, SCHILLER is a world-leading manufacturer and supplier of devices for cardiopulmonary diagnostics, defibrillation and patient monitoring as well as software solutions for the medical industry.

Schiller in India was founded as a joint venture in 1997, and since then has established itself as a leader in the medical technology sector. With 450+ employees, a state-of-the-art ISO 13485-certified production centre in Puducherry, multiple R&D centres, and 17 offices across India; Schiller makes advanced healthcare equipment accessible through a network of 100 sales and service dealers across more than 45 locations. Our product range includes Critical Care, Anaesthesia, Emergency Care, Cardiology, Respiratory Diagnostics, Radiology, and Robotics.

Scan here  
to know more



Part No. B4.100010 12/2024 Ver. 1

All registered trademarks acknowledged.

**SCHILLER**  
The Art of Diagnostics

Swiss H.Q.: SCHILLER AG, Altgasse 68, P. O. Box 1052, CH -6341 Baar, Switzerland

Indian H.O.: Schiller Healthcare India Pvt. Ltd., Advance House, Makwana Road, Andheri (East), Mumbai-59. Tel.: + 91 - 22 - 61523333

Factory: No. 15/5 & 15/6, Vazhuthavur Road, Kurumbapet, Puducherry - 605 009, India

Regional Offices: Mumbai: 022-61523333 Email: sales.west@schillerindia.com Delhi: 011-41062067 / 09312432205 Email: sales.north@schillerindia.com Kolkata: 033-23593102 / 033-23593103 Email: sales.east@schillerindia.com Chennai: 044-28232648 / 044-28311021 Email: sales.south@schillerindia.com Ahmedabad: 079- 35337949 / 079- 35337950 Email: sales.west2@schillerindia.com Puducherry: 0413- 220 2680 / 0413- 229 2940 Email: sales.south@schillerindia.com

CIN : U33110MH1997PTC111307

sales@schillerindia.com, help@schillerindia.com www.schillerindia.com 1800 209 8998

Follow us on : /SchillerHealthcareIndia /schiller\_healthcare\_india /schillerhealthcareindia /schiller\_healthcare\_india @schillerindia1074