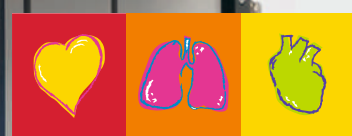


# CARDIOVIT CS-200 OFFICE ERGOSPIRO

Covers all essential ErgoSpiro applications



**SCHILLER**  
The Art of Diagnostics

# CARDIOVIT CS-200 OFFICE ERGOSPIRO

- ❖ Breath-by-breath gas exchange analysis (VE, VO<sub>2</sub>, VCO<sub>2</sub>) with unique maintenance-free ultrasonic cell for CO<sub>2</sub> measurement
- ❖ Fully integrated 12-lead exercise ECG design to improve patient comfort
- ❖ Full disclosure storage of unfiltered, continuous ECG signals



The CARDIOVIT CS-200 Office ErgoSpiro performs cardiopulmonary exercise tests (CPET) according to the latest ATS/ERS guidelines. The metabolic tests combined with diagnostic-quality 12-lead exercise ECG is suitable for a wide range of subjects, from clinical patients to high-performance athletes.

## ACCURACY

### PWC-ERGO

Fast-response, stable and durable electrochemical (long-life) technology for O<sub>2</sub> measurements and rapid ultrasound (patent) for CO<sub>2</sub> measurements. The CO<sub>2</sub> cell ensures long periods of accurate measurements without periodical system calibration. The long-life O<sub>2</sub> fuel cell can be replaced within one minute.

## PNEUMOTACH

The proven pneumotach meets the ATS/ERS requirements and provides accurate and reliable flow/volume measurements in the complete range of low to high flow. Thanks to its compact and lightweight design (30g), the pneumotach has a very small dead space (30mL). The pneumotach is not sensitive to water vapour in the exhaled air. Patients and athletes appreciate the minimal resistance to airflow and the comfort of both mask and mouthpiece.

- ❖ No moving parts or electronics for cost-effective testing

## FLEXIBILITY

- ❖ Online entry of RPE scale, blood gas marker, blood pressure or events
- ❖ Offline entry of blood gases with automatic calculation of related parameters
- ❖ Comprehensive protocol editor program to create individual ramp and step protocols
- ❖ Customized reports
- ❖ Optional LFSport for the performance assessment and exercise scheduler are two comprehensive features for the use in sports medicine

## RESTING ECG

- ❖ Resting ECG with ETM automatic interpretation
- ❖ ETM sport for interpretation of athletes' hearts
- ❖ 3D vector ECG

## THE ART OF DIAGNOSTIC INTEGRATION

Integrated diagnostic quality 12-lead exercise ECG with full disclosure storing of the unfiltered, continuous ECG signals

## PNEUMOTACH

Meets the 24-waveform test of ATS/ERS

## BLOOD PRESSURE

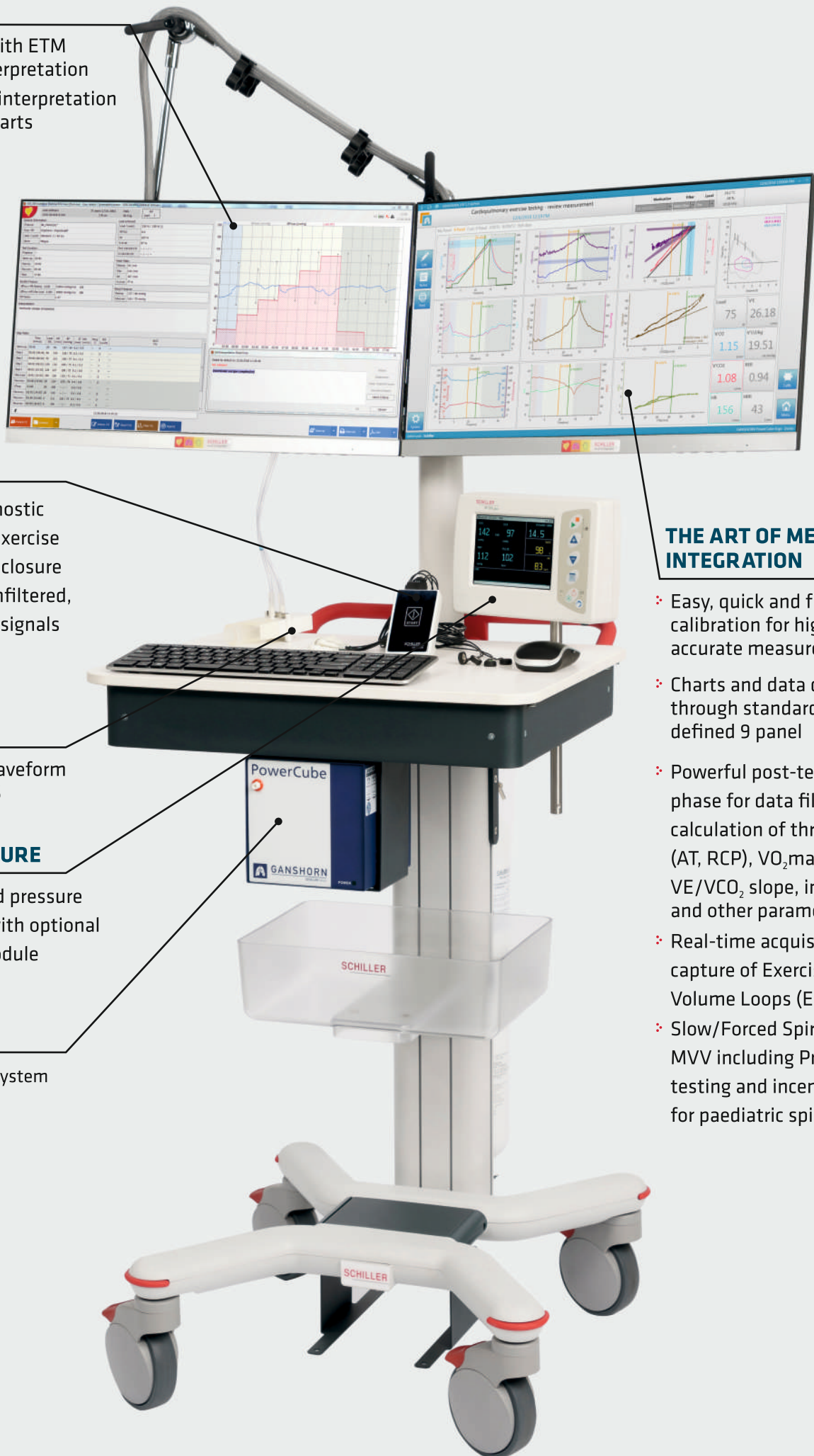
Automatic blood pressure measurement with optional built-in SpO<sub>2</sub> module

## PWC-ERGO

The heart of the system

## THE ART OF METABOLIC INTEGRATION

- ❖ Easy, quick and fully assisted calibration for highly accurate measurements
- ❖ Charts and data display through standard or user-defined 9 panel
- ❖ Powerful post-test editing phase for data filtering, calculation of thresholds (AT, RCP), VO<sub>2</sub>max, EFVL, VE/VCO<sub>2</sub> slope, intercept and other parameters
- ❖ Real-time acquisition and capture of Exercise Flow-Volume Loops (EFVL)
- ❖ Slow/Forced Spirometry and MVV including Pre / Post testing and incentive screen for paediatric spirometry





## About SCHILLER

SCHILLER A. G., a company based in Switzerland, was founded by Alfred Schiller in 1974. Over the last 50 years, it has evolved into a successful Global Group with 31 subsidiaries and dealers across 30 countries. Today, SCHILLER is a world-leading manufacturer and supplier of devices for cardiopulmonary diagnostics, defibrillation and patient monitoring as well as software solutions for the medical industry.

Schiller in India was founded as a joint venture in 1997, and since then has established itself as a leader in the medical technology sector. With 450+ employees, a state-of-the-art ISO 13485-certified production centre in Puducherry, multiple R&D centres, and 17 offices across India; Schiller makes advanced healthcare equipment accessible through a network of 100 sales and service dealers across more than 45 locations. Our product range includes Critical Care, Anaesthesia, Emergency Care, Cardiology, Respiratory Diagnostics, Radiology, and Robotics.

Scan here  
to know more:





Part no.: B3.100024  08/25 Ver. no.: 1.1

All registered trademarks acknowledged.

**SCHILLER**  
The Art of Diagnostics




Swiss H.Q.: SCHILLER AG, Altgasse 68, P. O. Box 1052, CH -6341 Baar, Switzerland

Indian H.O.: Schiller Healthcare India Pvt. Ltd., Advance House, Makwana Road, Andheri (East), Mumbai-59. Tel : + 91 - 22 - 61523333

  : No. 15/5 & 15/6, Vazhuthavur Road, Kurumbapet, Puducherry - 605 009, India

Regional Offices: Mumbai: 022-61523333 Email: sales.west@schillerindia.com Delhi: 011-41062067 / 09312432205 Email: sales.north@schillerindia.com Kolkata: 033-23593102 / 033-23593103 Email: sales.east@schillerindia.com Chennai: 044-28232648 / 044-28311021 Email: sales.south@schillerindia.com Ahmedabad: 079-35337949 / 079-35337950 Email: sales.west2@schillerindia.com Puducherry: 0413-2202680 / 0413-2292940 Email: sales.south@schillerindia.com

CIN : U33110MH1997PTC111307

 sales@schillerindia.com, help@schillerindia.com  www.schillerindia.com  1800 209 8998

Follow us on :  /SchillerHealthcareIndia  /schiller\_healthcare\_india  /schillerhealthcareindia  /schiller\_healthcare\_india  @schillerindia1074