



A-mac E6

Anaesthesia Workstation



SCHILLER
The Art of Diagnostics

Lung-Protective Ventilation

Lung-protective ventilation is the current standard of care for mechanical ventilation. The risk of Postoperative Pulmonary Complications (PPCs) can be effectively reduced through Lung-protective ventilation strategy

Low tidal volume

The A-mac E6 has a minimum tidal volume of 10 mL in volume control mode, in addition to possessing the PCV-VG and BIVENT ventilation mode, helping to achieve the precise low tidal volume required during lung protective ventilation

Individualized PEEP titration tool

Stress index (SI) monitoring helps with Individualized PEEP titration. Through the guidance of the Static PV loop tool, the appropriate setting of PEEP value and tidal volume are realized



Minimized impact recruitment maneuver

Two types recruitment maneuvers: stepwise PEEP or sustained inflation. Automate repetitive tasks used during lung ventilation procedures.



Modern Breathing Circuit

Safe, stable and efficient anaesthesia management.

The characteristic breathing circuit is made of alloy, resistant to corrosion and can withstand repeated high temperature and high pressure sterilization.



Adjustable angle, easy to install, many user-friendly designs make maintenance easier

The integrated heating system with a better thermal conductivity of alloy help prevent condensation and make patients feel more comfortable

APL with fast release pressure, the upper pressure limit is accurately adjustable, avoiding repeated operations and improving anaesthesia efficiency

The Breathing Circuit has CO₂ bypass function



Ventilator-level ventilation modes

A-mac E6

is always your professional guard for lives, offering comprehensive and accurate respiratory care for all the patient types from infant to adult, helping clinicians to have more solutions for different clinical situations

IPPV | PCV | PCV-VG
SIMV-VC | SIMV-PC | SIMV-VG
PS / CPAP | BIVENT | APRV

SIMV-VG

Guarantees patients can breathe spontaneously between mandatory breaths with pressure support as a backup. It offers flexible respiratory solutions when anaesthesia steps into different phases.

PCV-VG

Combines the advantages of VCV and PCV, providing better oxygenation with lower peak inspiratory pressure.

BIVENT/APRV

Pressure controlled breaths are provided by switching between a high and low airway pressure in an adjustable time sequence. Spontaneous breaths can be pressure supported at the high and low pressure levels.





Enhanced monitoring and clinical tools

In addition to traditional monitoring parameters, special monitoring parameters, such as Driving Pressure(DP), are provided to guide clinicians in adjusting ventilation parameters

Spirometry loops can be stored for future reference, allowing clinicians the ability to better understand changes in the patient's response to therapy

Provide multiple of cardiopulmonary bypass modes (CBP) to assist in the implementation of cardiopulmonary bypass surgery

Continuous trend information together with time discrete events are stored and shown in the table or chart

Provides medical gas consumption calculations: including O₂, N₂O and Agent. And provide calculations of CO₂ production

International standard data protocol support to connect to internet center of hospitals





SCHILLER

The Art of Diagnostics

About SCHILLER

SCHILLER A. G., a company based in Switzerland, was founded by Alfred Schiller in 1974. Over the last 50 years, it has evolved into a successful Global Group with 31 subsidiaries and dealers across 30 countries. Today, SCHILLER is a world-leading manufacturer and supplier of devices for cardiopulmonary diagnostics, defibrillation and patient monitoring as well as software solutions for the medical industry.

Schiller in India was founded as a joint venture in 1997, and since then has established itself as a leader in the medical technology sector. With 450+ employees, a state-of-the-art ISO 13485-certified production centre in Puducherry, multiple R&D centres, and 17 offices across India; Schiller makes advanced healthcare equipment accessible through a network of 100 sales and service dealers across more than 45 locations. Our product range includes Critical Care, Anaesthesia, Emergency Care, Cardiology, Respiratory Diagnostics, Radiology, and Robotics.

Scan here
to know more:





Part No. B11.100008  5/2026 Ver. 1.3

All registered trademarks acknowledged.

SCHILLER
The Art of Diagnostics



Swiss H.Q.: SCHILLER AG, Altgasse 68, P. O. Box 1052, CH -6341 Baar, Switzerland

Indian H.O.: Schiller Healthcare India Pvt. Ltd., Advance House, Makwana Road, Andheri (East), Mumbai-59. Tel.: + 91 - 22 - 61523333

  No. 15/5 & 15/6, Vazhuthavur Road, Kurumbapet, Puducherry - 605 009, India

Regional Offices: Mumbai: 022-61523333 Email: sales.west@schillerindia.com Delhi: 011-41062067 / 09312432205 Email: sales.north@schillerindia.com Kolkata: 033-23593102 / 033-23593103 Email: sales.east@schillerindia.com Chennai: 044-28232648 / 044-28311021 Email: sales.south@schillerindia.com Ahmedabad: 079-35337949 / 079-35337950 Email: sales.west2@schillerindia.com Puducherry: 0413-2202680 / 0413-2292940 Email: sales.south@schillerindia.com

CIN : U33110MH1997PTC111307

 sales@schillerindia.com, help@schillerindia.com  www.schillerindia.com  1800 209 8998

Follow us on :  /SchillerHealthcareIndia  /schiller_healthcare_india  /schillerhealthcareindia  /schiller_healthcare_india  @schillerindia1074