

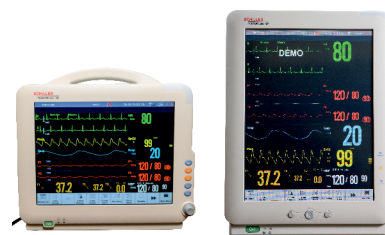
TRUSCOPE[®] ultra Q7 / Q5 DEMO

15" / 12.1" Modular Patient Monitors



TRUSCOPE ultra Q Series

TRUSCOPE ultra Q Series offers easy, versatile and dependable patient monitors you can trust for confident clinical decisions.



FEATURES

- ❖ **Display:** 15" touchscreen (Q7) / 12.1" (Q5) color TFT LCD
- ❖ **ECG Monitoring:** Supports up to 7-lead, (optional) 12-lead display
- ❖ **Multi-Waveform Display:** View up to 10 waveforms simultaneously
- ❖ **Custom Layouts:** 9 configurable screen options
- ❖ **Advanced Monitoring:** ST Analysis, ST Mapping, QT & 27 types of arrhythmia analysis
- ❖ **Comprehensive Calculations:** Drug dose, hemodynamic, renal, oxygenation and ventilation profiles
- ❖ **OXY CRG Software:** For detailed respiratory monitoring
- ❖ **Video Output:** VGA external video connectivity
- ❖ **Data Trends:** 168-hours graphical and tabular trend storage
- ❖ **Convenient Storage:** SD card and non-volatile memory support (Optional)
- ❖ **Wired Central Monitoring System:** For seamless patient data tracking

OPTIONAL MODULES:

NELLCOR SPO₂ MODULE



The Nellcor SpO₂ Module provides precise and reliable continuous oxygen saturation monitoring, ensuring accurate readings even in challenging conditions, such as low perfusion and motion.

MASIMO SPO₂ MODULE



The Masimo SpO₂ Module offers advanced pulse oximetry technology, delivering accurate oxygen saturation and pulse rate measurements with superior performance in critical and high-motion environments.

ETCO₂ (MAINSTREAM / SIDESTREAM / MICROSTREAM)



Upgrade the comprehensive Respiratory assessment in diverse patient care with help of ETCO₂ Module (Mainstream / Sidestream / Microstream) which offers real-time, accurate CO₂ monitoring.

AG MODULE (MULTIGAS SIDESTREAM / MAINSTREAM)



AG Module ensure Precise anaesthesia gas monitoring with accurate insights for safer & efficient patient management during the surgical procedure.

C.O. Module



Cardiac output monitoring utilizes the gold standard thermodilution method, essential for ensuring tissue oxygenation in critically compromised patients & guides treatment decisions and tracks the progress of hemodynamically unstable patients, making it a vital tool for optimal care.

Dual IBP Module



IBP Module enables enhanced assessment and prognosis with up to 4-channel monitoring, featuring an overlapping display for a comprehensive view of the patient's condition.

BIS Module



BIS Module precisely assesses the adequacy of Anaesthesia, facilitating quicker extubation and reducing the need for hypnotic anaesthetics for optimal patient care.

EEG Module



EEG parameter, utilizing multitaper spectral analysis, monitors brain function with precision. It helps diagnose brain disorders like epilepsy by displaying real-time, color-coded graphs that filter noise and clearly show wave frequency, time, power, and amplitude—offering a comprehensive view of brain activity.

TRUSCOPE SERIES: COMPREHENSIVE COMPARISON OF FEATURES AND CAPABILITIES



Features	TRUSCOPE ultra Q5	TRUSCOPE ultra Q7
Screen Size	12.1"	15"
Touch screen	Optional	Standard
Module Slots	2	3
Battery Back-up	3 hours	2.5 hours
Dual Battery Option	NA	Optional
Recorder	Optional	Optional



About SCHILLER

SCHILLER A. G., a company based in Switzerland, was founded by Alfred Schiller in 1974. Over the last 50 years, it has evolved into a successful Global Group with 31 subsidiaries and dealers across 30 countries. Today, SCHILLER is a world-leading manufacturer and supplier of devices for cardiopulmonary diagnostics, defibrillation and patient monitoring as well as software solutions for the medical industry.

Schiller in India was founded as a joint venture in 1997, and since then has established itself as a leader in the medical technology sector. With 450+ employees, a state-of-the-art ISO 13485-certified production centre in Puducherry, multiple R&D centres, and 17 offices across India; Schiller makes advanced healthcare equipment accessible through a network of 100 sales and service dealers across more than 45 locations. Our product range includes Critical Care, Anaesthesia, Emergency Care, Cardiology, Respiratory Diagnostics, Radiology, and Robotics.

Scan here to know more




Part no.: B2.100022  01/2026 Ver. no.: 1.3

All registered trademarks acknowledged.

SCHILLER
The Art of Diagnostics




Swiss H.Q.: SCHILLER AG, Altgasse 68, P. O. Box 1052, CH -6341 Baar, Switzerland

Indian H.O.: Schiller Healthcare India Pvt. Ltd., Advance House, Makwana Road, Andheri (East), Mumbai-59. Tel.: + 91 - 22 - 61523333

 No. 15/5 & 15/6, Vazhuthavur Road, Kurumbapet, Puducherry - 605 009, India

Regional Offices: Mumbai: 022-61523333 Email: sales.west@schillerindia.com Delhi: 011-41062067 / 09312432205 Email: sales.north@schillerindia.com Kolkata: 033-23593102 / 033-23593103 Email: sales.east@schillerindia.com Chennai: 044-28232648 / 044-28311021 Email: sales.south@schillerindia.com Ahmedabad: 079- 35337949 / 079- 35337950 Email: sales.west@schillerindia.com Puducherry: 0413- 220 2680 / 0413- 229 2940 Email: sales.south@schillerindia.com

CIN : U33110MH1997PTC111307

 sales@schillerindia.com, help@schillerindia.com  www.schillerindia.com  1800 209 8998

Follow us on :  /SchillerHealthcareIndia  /schiller_healthcare_india  /schillerhealthcareindia  /schiller_healthcare_india  @schillerindia1074