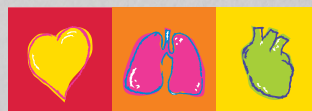
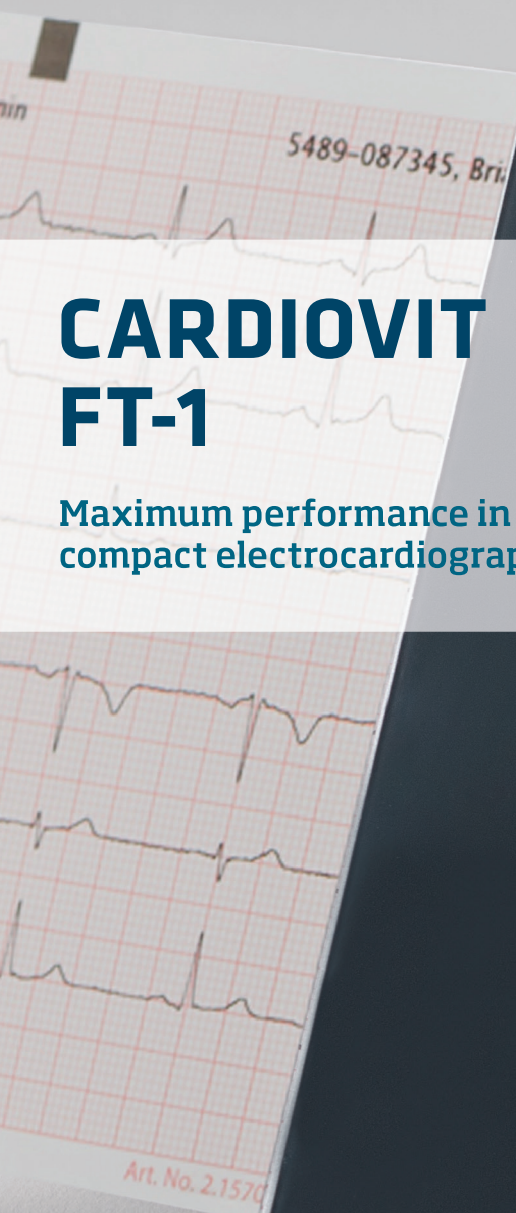


SCHILLER

CARDIOVIT FT-1

Maximum performance in a
compact electrocardiograph

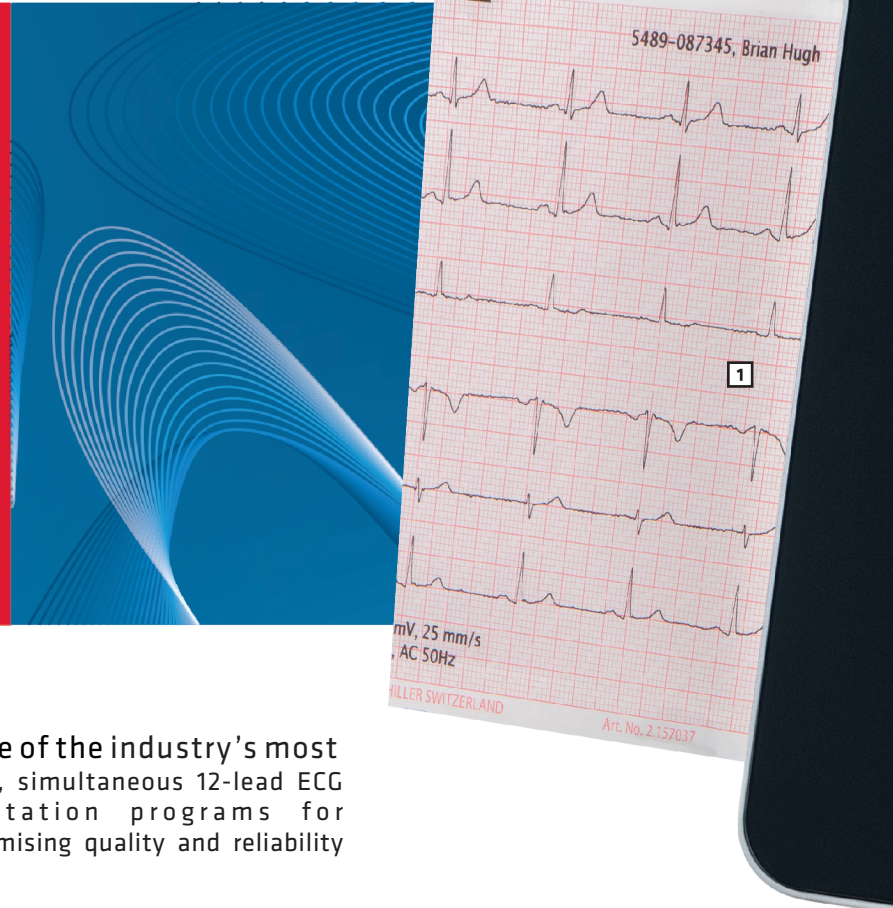


SCHILLER
The Art of Diagnostics

CARDIOVIT FT-1

Features

- 8" high resolution multi-touch color display with simple swipe gesture
- 32000 Hz sampling frequency
- Colour coded ECG
- Compact, portable & smaller like a tablet
- Light weight, weighing 1.1 Kg
- Real time simultaneous 12 lead ECG acquisitions and display
- On screen Anatomical Hookup advisor for real time signal preview and quality
- Lead reversal detection for misplacement of electrodes
- On screen review of ECG, Interpretation & measurements
- An ideal tool for pediatric/ Neonatal with sampling frequency of 32000 samples/ sec/ channel and frequency response upto 250 Hz
- Large internal memory of 350 ECGs
- Integrated thermal printer
- PDF export to USB stick



ALWAYS CONNECTED

Standard Wi-Fi and LAN connectivity, combined with ECG review on display and a large memory, supports paperless workflows and cost saving

SCHILLER LINK : Easy-to-use software to export customized PDF reports directly on the PC

HIGHLY ACCURATE DIAGNOSES

SCHILLER's most advanced algorithms are implemented in the CARDIOVIT FT-1

PAEDIATRIC ECG: Thanks to very high sampling frequency and a large frequency band, the CARDIOVIT FT-1 offers optimal signal quality which makes it the ideal tool for paediatric ECG

RESTING RHYTHM: The FT-1 records all 12 channels for up to 4 minutes. This reduces the risk that important rhythm data might be overlooked. The recordings can be printed, stored, reviewed and transmitted

ETM: One of the industry's most renowned, simultaneous 12-lead ECG interpretation programs for uncompromising quality and reliability

ETM Sport: The first automated ECG interpretation module designed for athletes, based on the Seattle Criteria

OPTIONAL

CCAA: Uses ECG to determine the size of the cardiac area at risk by localizing the occlusion site in the Coronary artery. Provide clinical data to shorten the time interval between onset of chest pain and restoration of myocardial blood flow

Worklist: The Worklist function enables a user to define a worklist of patients that require recordings to be made. The user can define the patient, room / department, and specify the type of recording to be made. The worklist is defined directly from the Hospital information system (HIS) and after the recording has been made by the CARDIOVIT FT-1, the recordings are sent back to the HIS for analysis, examination and storage.

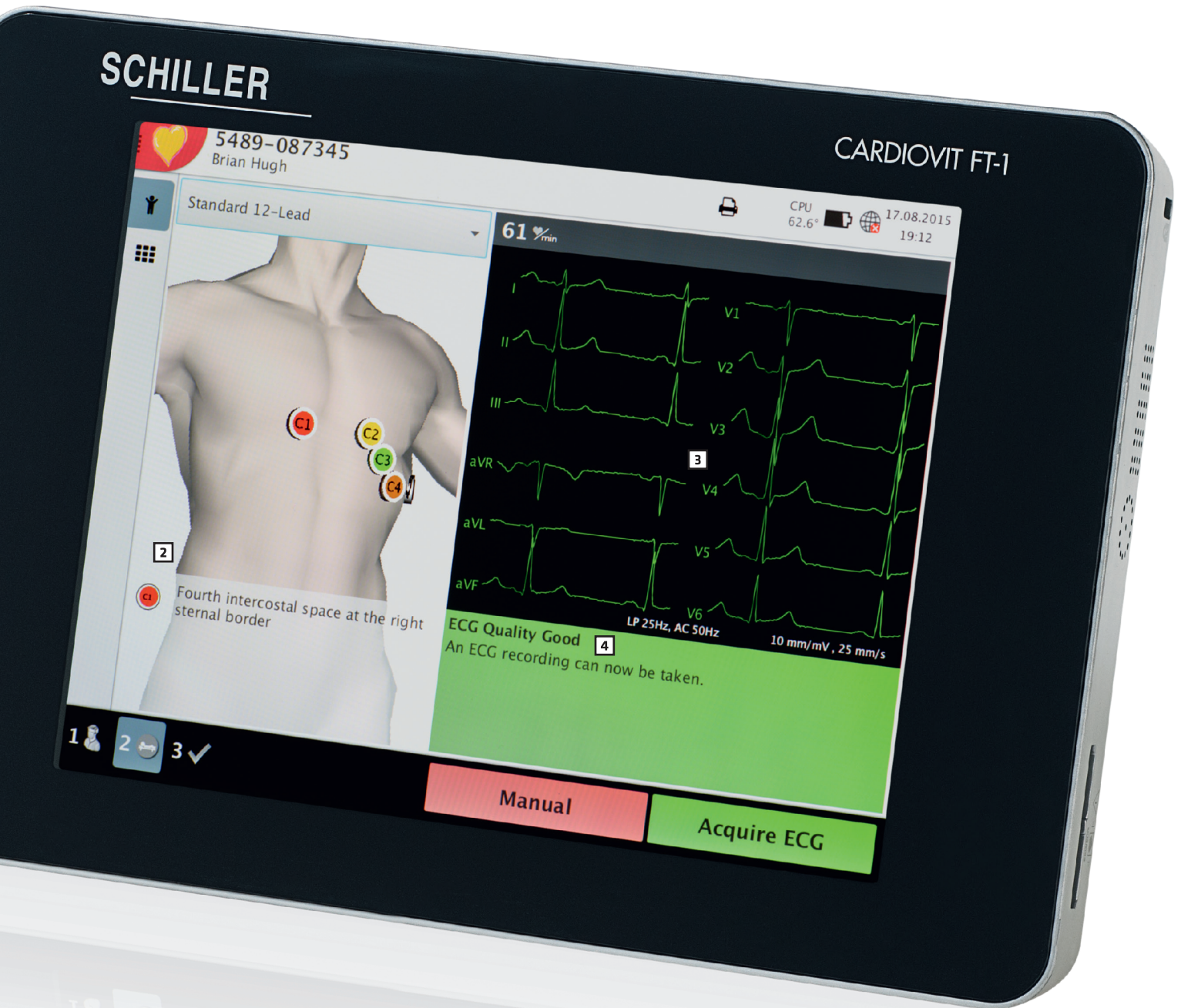
Barcode Reader: A Barcode Reader can be attached to the USB port on the back panel to read the Patient ID / Visit ID. When a barcode reader is connected, the patient data is read from the barcode (generated by the hospital system)

1 The high-precision thermal printer (8 dots/mm) is designed to last for many years of trouble-free operation.

2 The anatomical hook up adviser helps to place the electrodes correctly with zoom-in and rotate functions for optimal view.

3 ECG overview of all 12 channels including colour-coded lead quality check

4 In case of lead reversal, warnings for limb or chest leads are immediately displayed before ECG acquisition.



EASY 1-2-3 STEPS

- 1: Enter or download patient data
- 2: Control signal quality and perform ECG
- 3: Review ECG before storing, exporting or printing

Users are free to go back and forth through the steps.



About SCHILLER

SCHILLER A. G., a company based in Switzerland, was founded by Alfred Schiller in 1974. Over the last 50 years, it has evolved into a successful Global Group with 31 subsidiaries and dealers across 30 countries. Today, SCHILLER is a world-leading manufacturer and supplier of devices for cardiopulmonary diagnostics, defibrillation and patient monitoring as well as software solutions for the medical industry.

Schiller in India was founded as a joint venture in 1997, and since then has established itself as a leader in the medical technology sector. With 450+ employees, a state-of-the-art ISO 13485-certified production centre in Puducherry, multiple R&D centres, and 17 offices across India; Schiller makes advanced healthcare equipment accessible through a network of 100 sales and service dealers across more than 45 locations. Our product range includes Critical Care, Anaesthesia, Emergency Care, Cardiology, Respiratory Diagnostics, Radiology, and Robotics.

Scan here to know more



Part no.: B3.100016 01/26 Ver. no.: 1.2

All registered trademarks acknowledged.

SCHILLER
The Art of Diagnostics

Swiss H.Q.: SCHILLER AG, Altgasse 68, P. O. Box 1052, CH -6341 Baar, Switzerland

Indian H.O.: Schiller Healthcare India Pvt. Ltd., Advance House, Makwana Road, Andheri (East), Mumbai-59. Tel.: + 91 - 22 - 61523333

No. 15/5 & 15/6, Vazhuthavur Road, Kurumbapet, Puducherry - 605 009, India

Regional Offices: Mumbai: 022-61523333 Email: sales.west@schillerindia.com Delhi: 011-41062067 / 09312432205 Email: sales.north@schillerindia.com Kolkata: 033-23593102 / 033-23593103 Email: sales.east@schillerindia.com Chennai: 044-28232648 / 044-28311021 Email: sales.south@schillerindia.com Ahmedabad: 079- 35337949 / 079- 35337950 Email: sales.west@schillerindia.com Puducherry: 0413- 220 2680 / 0413- 229 2940 Email: sales.south@schillerindia.com

CIN : U33110MH1997PTC111307

sales@schillerindia.com, help@schillerindia.com www.schillerindia.com 1800 209 8998

Follow us on : /SchillerHealthcareIndia /schiller_healthcare_india /schillerhealthcareindia /schiller_healthcare_india @schillerindia1074