



CARDIOVIT® CS-10/CS-20

PC based Stress Test System

CARDIOVIT® CS 10/CS 20

Resting ECG

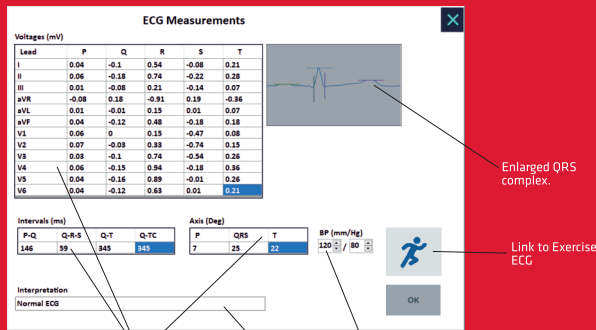
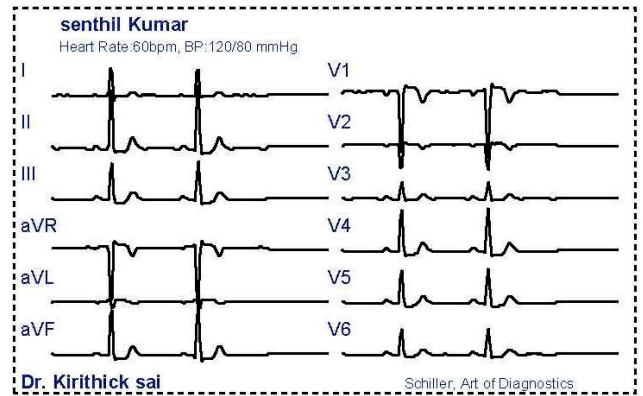


Table for measurement Interval & Axis
 Field to type interpretation
 Field to enter BP

Enlarged QRS complex.

Link to Exercise ECG

ID card size ECG Printout



Features

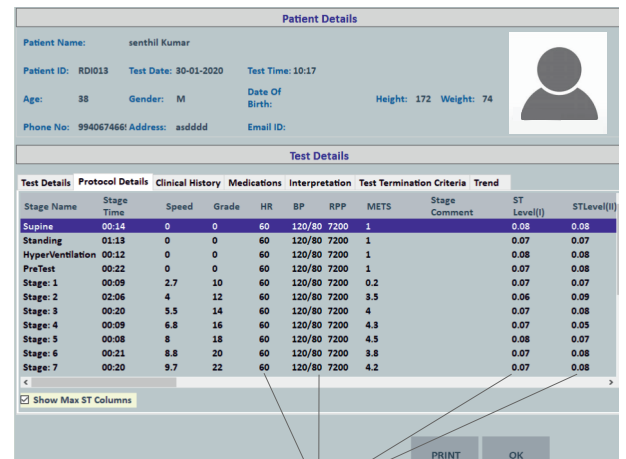
- Simultaneous 12 lead acquisition
- Digital Signal Acquisition Module for noise-free and distortion free ECG
- Multiple color schemes, 12 lead raw rhythm, 12 average complexes, 1 enlarged QRS complex on a single screen
- In-built data management system
- Axis and interval measurements
- Auto Replay and Export function
- User selectable screen formats and print formats

Exercise ECG

Features

- ❖ Digital Signal Acquisition Module which eliminates noise and gives distortion-free ECG signal
- ❖ Display and printouts of 12-leads RAW ECG during Exercise mode
- ❖ Full disclosure of all 12-leads
- ❖ The 12-lead RAW ECG Data is stored for the entire test and can be reviewed, reanalysed, beat by beat Facility to view, compare and print Average Complex, ST graphs and tables of all 12 leads for all stages
- ❖ Laser printer provides high quality stage-wise printouts on ordinary A4 sized paper, saving on cost of consumables
- ❖ The final report includes information for Blood Pressure (entered manually), Heart Rate, Speed/Grade ST Trends, relating to stage-wise and Recovery Phase
- ❖ Automatic (Only with CS-20) / User selectable Isoelectric, J & Post J points during stress test
- ❖ Enlarged QRS complex with Dynamic Scanning Clinical history, medication, End Point Criteria are all pre-formatted
- ❖ Time based METS calculation
- ❖ Online Linked Median printing (Only with CS-20)
- ❖ Treadmill Soft Stop option for stopping the treadmill after 20 seconds in Recovery Mode
- ❖ Customised Lead Sequence for displaying 6 Channel of user choice
- ❖ User can add stage wise comment for the test (Only with CS-20)
- ❖ Lead with Maximum ST Level Depression or Elevation in the Average Complex
- ❖ Identity Card ECG printout
- ❖ User selectable Protocols and stress information

Editable Summary Report



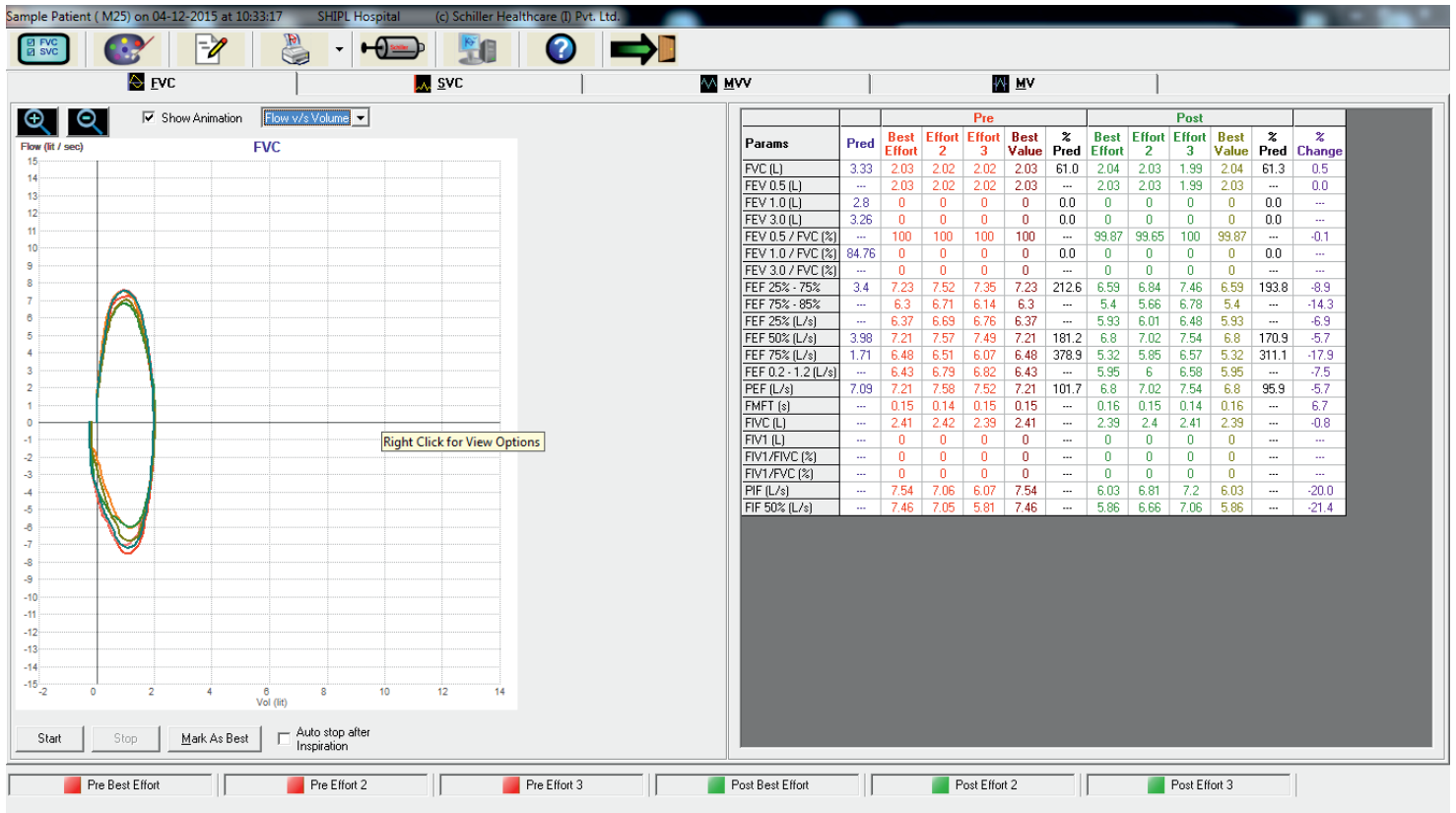
Editable parameters - BP, HR, ST level & slope.

All Information on Single Screen



Max. ST level & Slope Table for 12 Leads and All Stages

Enlarge QRS complex.



Spirometry (Optional)

Features

- ❖ Pneumotach sensor for accurate reading
- ❖ Comprehensive Pulmonary Function Testing with four measurement programs for inspiratory and expiratory tests - FVC, SVC, MW, MV
- ❖ System uses Indian, European and various other norms
- ❖ Uses ATS standards for accuracy of measurement
- ❖ Patient incentive screen for easy test performance
- ❖ Storage and user selectable printing
- ❖ Auto-interpretation/diagnosis with "Interpretation Quadrant"
- ❖ Choice for deriving interpretation from either FVC or SVC

Bluetooth (Optional - Only with CS-20)

Features

- ❖ Wireless transmission of real time 12 lead ECG data from patient to acquisition module offers greater comfort to patients
- ❖ Distortion & interference free transmission of ECG signals upto distance of 10 meters





About SCHILLER

SCHILLER A. G., a company based in Switzerland, was founded by Alfred Schiller in 1974. Over the last 50 years, it has evolved into a successful Global Group with 31 subsidiaries and dealers across 30 countries. Today, SCHILLER is a world-leading manufacturer and supplier of devices for cardiopulmonary diagnostics, defibrillation and patient monitoring as well as software solutions for the medical industry.

Schiller in India was founded as a joint venture in 1997, and since then has established itself as a leader in the medical technology sector. With 450+ employees, a state-of-the-art ISO 13485-certified production centre in Puducherry, multiple R&D centres, and 17 offices across India; Schiller makes advanced healthcare equipment accessible through a network of 100 sales and service dealers across more than 45 locations. Our product range includes Critical Care, Anaesthesia, Emergency Care, Cardiology, Respiratory Diagnostics, Radiology, and Robotics.

Scan here
to know more




Part No. B1.100003  01/26 Ver. no.: 1.2

All registered trademarks acknowledged.

SCHILLER
The Art of Diagnostics




Swiss H.Q.: SCHILLER AG, Altgasse 68, P. O. Box 1052, CH -6341 Baar, Switzerland

Indian H.O.: Schiller Healthcare India Pvt. Ltd., Advance House, Makwana Road, Andheri (East), Mumbai-59. Tel.: + 91 - 22 - 61523333

 No. 15/5 & 15/6, Vazhuthavur Road, Kurumbapet, Puducherry - 605 009, India

Regional Offices: Mumbai: 022-61523333 Email: sales.west@schillerindia.com Delhi: 011-41062067 / 09312432205 Email: sales.north@schillerindia.com Kolkata: 033-23593102 / 033-23593103 Email: sales.east@schillerindia.com Chennai: 044-28232648 / 044-28311021 Email: sales.south@schillerindia.com Ahmedabad: 079- 35337949 / 079- 35337950 Email: sales.west@schillerindia.com Puducherry: 0413- 220 2680 / 0413- 229 2940 Email: sales.south@schillerindia.com

CIN : U33110MH1997PTC111307

 sales@schillerindia.com, help@schillerindia.com  www.schillerindia.com  1800 209 8998

Follow us on :  /SchillerHealthcareIndia  /schiller_healthcare_india  /schillerhealthcareindia  /schiller_healthcare_india  @schillerindia1074