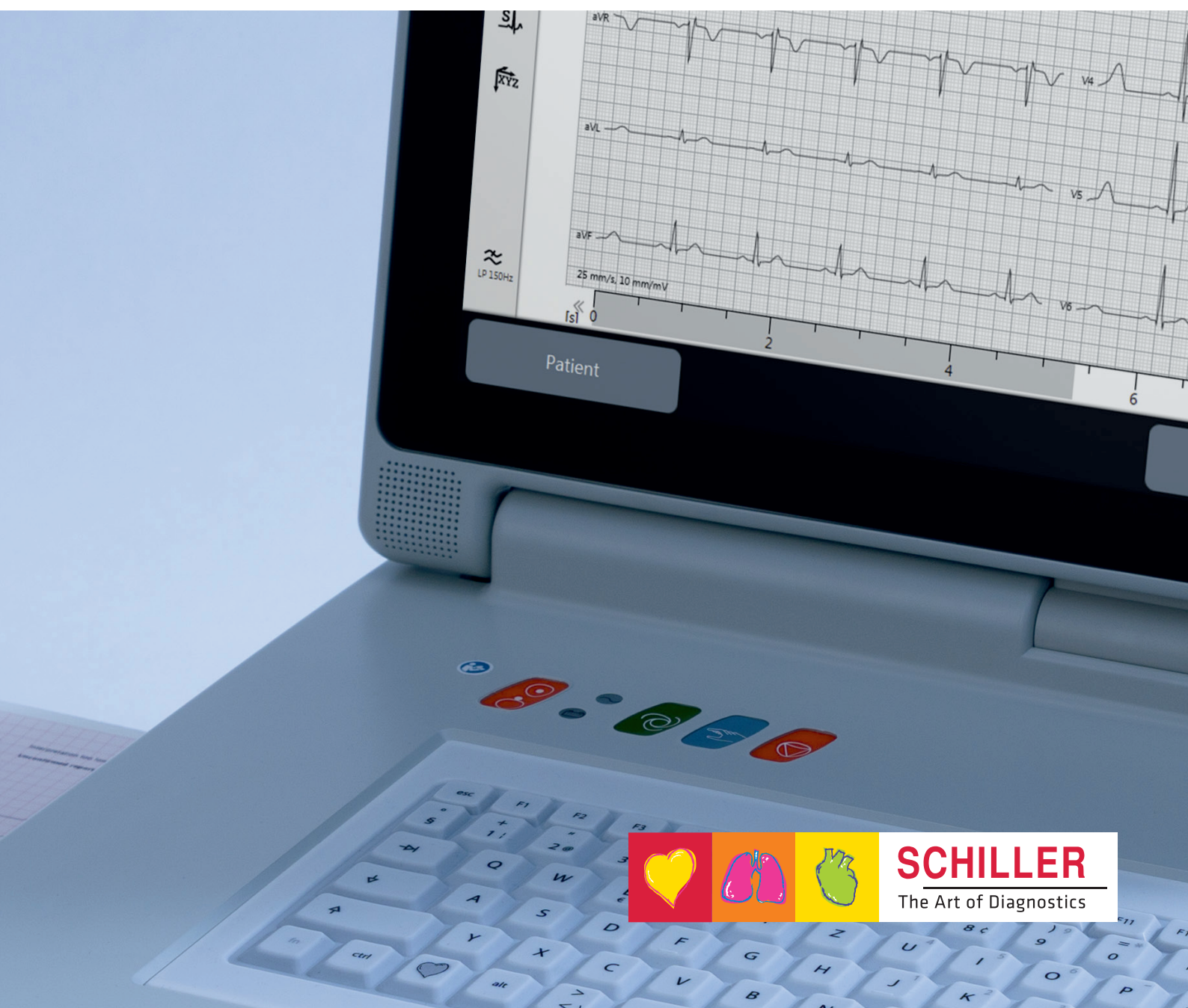


# CARDIOVIT AT-180

Efficiency, performance, cybersecurity



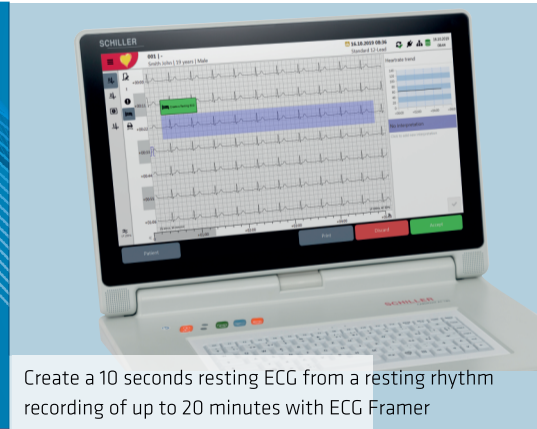

# CARDIOVIT AT-180

Renowned SCHILLER technology in the state-of-the-art electrocardiograph **CARDIOVIT AT-180:**

High efficiency in any environment – ECG acquisition with only three clicks

Cybersecurity

Advanced clinical tools



Create a 10 seconds resting ECG from a resting rhythm recording of up to 20 minutes with ECG Framer

## HIGH EFFICIENCY IN ANY ENVIRONMENT

From the emergency department to the cardiology clinic, efficiency and quality are essential. ECG acquisition has never been faster: Enter or download patient data with PDQ or worklist, acquire the ECG, print and transmit with only three clicks.



### EASY 1-2-3 STEPS

1. Enter or download patient data. No mistakes with barcode and PDQ function.
2. Check signal quality and possible lead reversal before acquisition.
3. Review ECG, edit measurements and write the report before exporting or printing.

## EXERCISE ECG

- Advanced exercise program with great flexibility in protocol definition for ergometers and treadmills.
- Print your customised report with the high-resolution thermal printer.
- Full-disclosure data enables review and re-analysis of every beat and arrhythmias for enhanced clinical confidence.

**ECG FRAMER:** Save time and avoid repeating ECGs. Let the patient relax and capture the best-quality ECG or multiple ECGs for patient observation over a 20-minute span. Measurements and interpretation are automatically generated for all ECGs. The continuous 12-lead ECG recordings and all captured ECGs are stored locally and transmitted to SEMA, SCHILLER's data management system.

## CYBERSECURITY

Bidirectional communication with EMR and HIS systems is available for all recording types. Data integrity and protection are supported with enhanced security features:

- User name and password authentication based on active directory (via SCHILLER server) or locally defined users
- High-security protocols for Wi-Fi connectivity
- Data encrypted during transmission

## ADVANCED CLINICAL TOOLS

**ETM SPORT:** The first automated ECG interpretation module designed for athletes, based on the latest Seattle Criteria.

**16-LEAD ECG:** The 16-lead resting ECG analysis (using a 14-wire patient cable) takes advantage of a right chest and back electrode to provide extended results for chest pain in adults.

**SAECG:** The analysis of late ventricular potentials in the ECG identifies post-MI patients predisposed to ventricular tachyarrhythmias and possible sudden cardiac death.

**VECTOR ECG:** 3-dimensional view of the cardiac electrical activity and complete diagnosis of frontal and posterior walls.





Hook-up adviser with anatomical model (rotate and zoom-in function) along with colour-coded waveforms

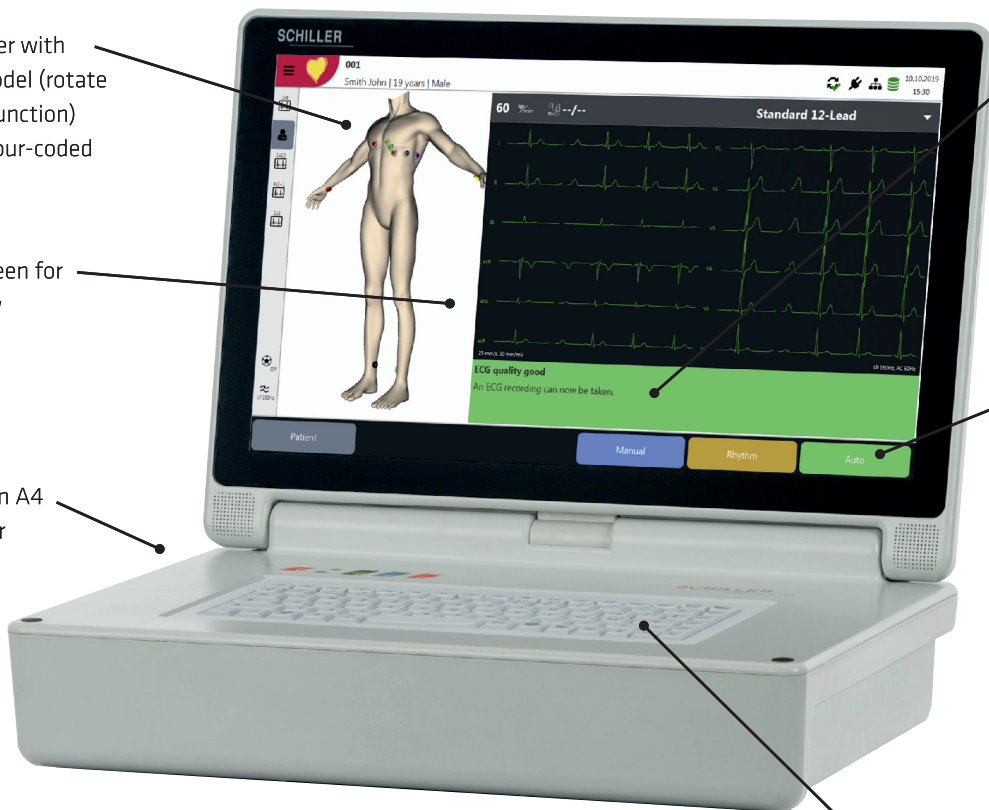
18.5" touchscreen for full ECG review

High-resolution A4 thermal printer

Lead reversal detection before ECG acquisition

New, intuitive SCHILLER user interface

Highly hygienic keyboard with a durable, replaceable cover keeping dust, dirt and liquids out






## About SCHILLER

SCHILLER A. G., a company based in Switzerland, was founded by Alfred Schiller in 1974. Over the last 50 years, it has evolved into a successful Global Group with 31 subsidiaries and dealers across 30 countries. Today, SCHILLER is a world-leading manufacturer and supplier of devices for cardiopulmonary diagnostics, defibrillation and patient monitoring as well as software solutions for the medical industry.

Schiller in India was founded as a joint venture in 1997, and since then has established itself as a leader in the medical technology sector. With 450+ employees, a state-of-the-art ISO 13485-certified production centre in Puducherry, multiple R&D centres, and 17 offices across India; Schiller makes advanced healthcare equipment accessible through a network of 100 sales and service dealers across more than 45 locations. Our product range includes Critical Care, Anaesthesia, Emergency Care, Cardiology, Respiratory Diagnostics, Radiology, and Robotics.



Part No. B3.100021 01/26 Ver. 1.2

All registered trademarks acknowledged.

**SCHILLER**  
The Art of Diagnostics

Swiss H.Q.: SCHILLER AG, Altgasse 68, P. O. Box 1052, CH -6341 Baar, Switzerland

Indian H.O.: Schiller Healthcare India Pvt. Ltd., Advance House, Makwana Road, Andheri (East), Mumbai-59. Tel : + 91 - 22 - 61523333

No. 15/5 & 15/6, Vazhuthavur Road, Kurumbapet, Puducherry - 605 009, India

Regional Offices: Mumbai: 022-61523333 Email: sales.west@schillerindia.com Delhi: 011-41062067 / 09312432205 Email: sales.north@schillerindia.com Kolkata: 033-23593102 / 033-23593103 Email: sales.east@schillerindia.com Chennai: 044-28232648 / 044-28311021 Email: sales.south@schillerindia.com Ahmedabad: 079- 35337949 / 079- 35337950 Email: sales.west@schillerindia.com Puducherry: 0413- 220 2680 / 0413- 229 2940 Email: sales.south@schillerindia.com

CIN : U33110MH1997PTC111307

sales@schillerindia.com, help@schillerindia.com www.schillerindia.com 1800 209 8998

Follow us on : /SchillerHealthcareIndia /schiller\_healthcare\_india /schillerhealthcareindia /schiller\_healthcare\_india @schillerindia1074