



**brina**

High-end mechanical ventilator that provides invasive and non-invasive ventilation, for adult, paediatric, and neonatal patients.

**High-tech, high trust.**

**tecme.SCHILLER**




**SCHILLER**  
The Art of Diagnostics

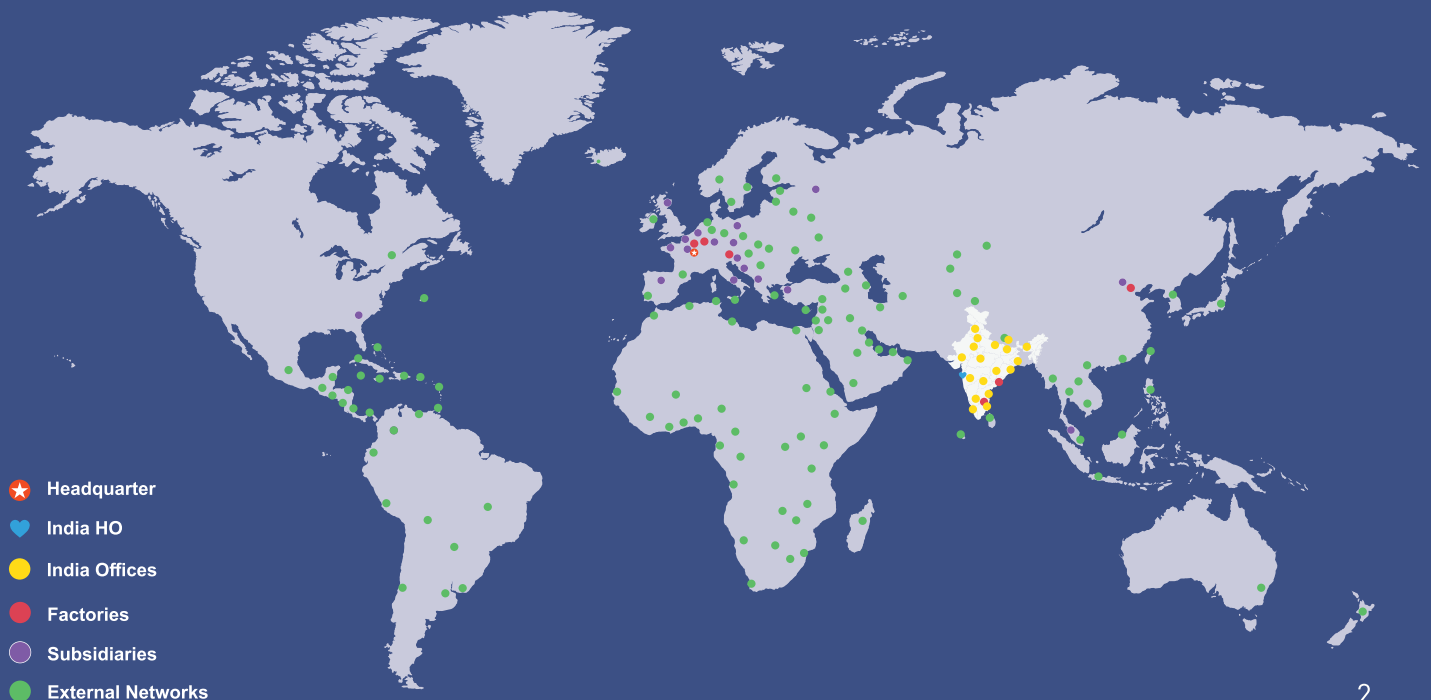
# Committed to life

SCHILLER is a global leader in the manufacturing and supply of cardiopulmonary diagnostic devices, defibrillators, patient monitoring systems, and medical software solutions for more than 50 years.

Over the past 25+ years, SCHILLER has established itself as a leader in the medical technology sector in India. Schiller India offers state-of-the-art ventilators designed for advanced respiratory support in critical care. Our products enhance patient outcomes and healthcare efficiency, earning the trust of medical professionals. Schiller India's ventilators are synonymous with innovation and quality in respiratory care.



## Worldwide Presence of Schiller



# brina

**A clean user interface.  
Easy to learn and navigate.**



- High resolution 18” touchscreen with intuitive user interface makes the ventilator’s operation not only easy but quick.
- Detachable and rotative screen.
- Highly-visible alarm indicator.
- Integrated connectivity module allows you to connect the ventilator with different systems to improve healthcare outcomes.
- The design of the VentBox gives the user the option to mount it on a trolley, ceiling supply or shelf.

# Taking our mechanical ventilation and life support technology to the next level

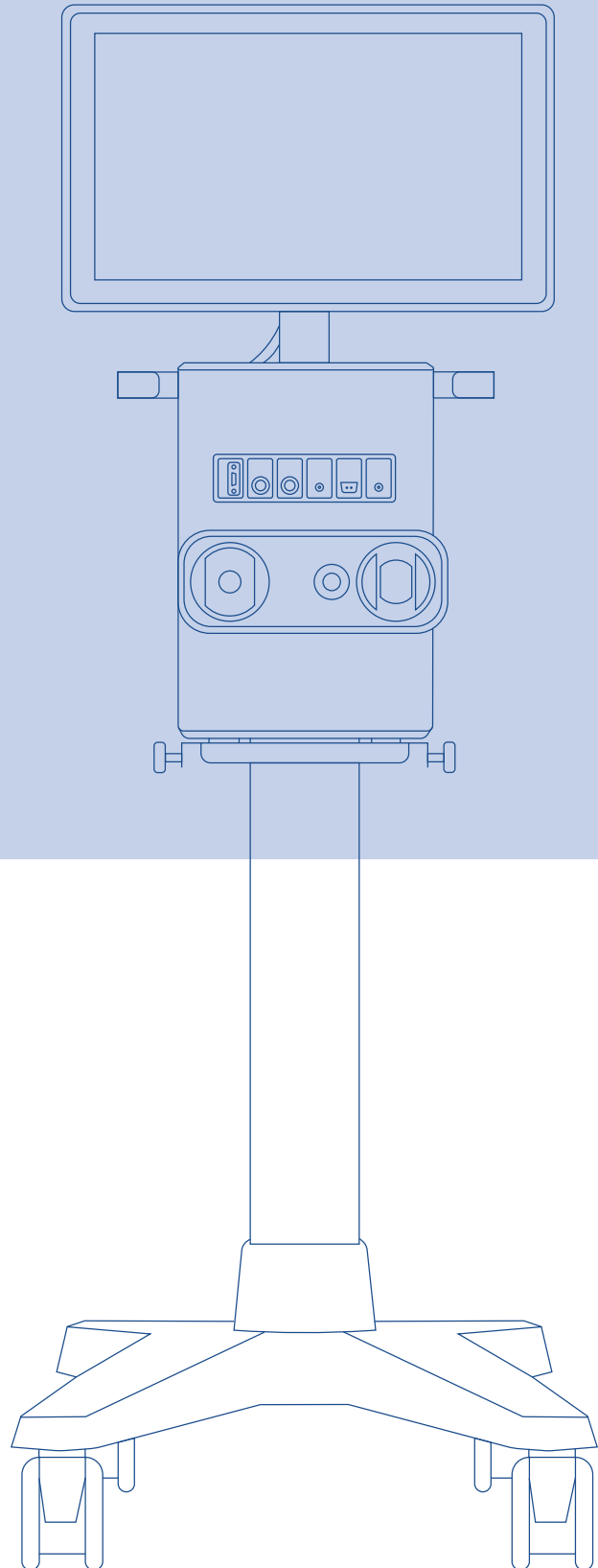


Today, after years of research and investigation, the time has come to present Brina: our most advanced, new-generation ventilator family.

## Characteristics:

# A step forward in design

- High-resolution touchscreen
- Detachable and modular design
- Smart and intuitive interface
- Comprehensive monitoring
- Wide variety of software features



# Design

## Smart and intuitive interface

### Ultimate touchscreen

High-resolution 18.5" touchscreen with intuitive user interface makes the ventilator's operation not only easy but quick.



### Detachable and rotative

Highly visible alarm indicator.  
The design of the VentBox gives the user the option to mount it on a trolley, ceiling supply or shelf.



## Design

# Improved design for more accurate measurements



The **Expiratory Port** has been specially developed for a more direct and precise electronic control of the respiratory phases of the breathing cycle. It enables an improved response time and the spontaneous breathing of the patient even during the inspiratory phase in pressure-controlled modes.

The **Paramagnetic oxygen sensor** has been integrated to perform efficiently and continuously throughout the life cycle of the ventilator, removing the need of a periodic replacement.

# User Experience

Simple and clean user interface.  
Designed to take important decisions in different situations.

## Active Lung

Active lung for a graphic and better visualization of the patient's ventilatory condition. The compliance of the lung and the resistance of the airway are shown graphically and numerically. The lungs, together with the diaphragm, expand and contract synchronizing with the patient's breaths.



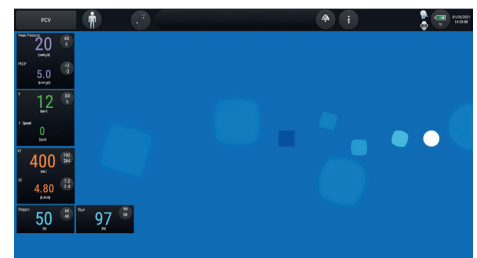
## Numerical Screen

Visualization designed to be used during the medical room review, improving the visibility of the parameters from a distance.



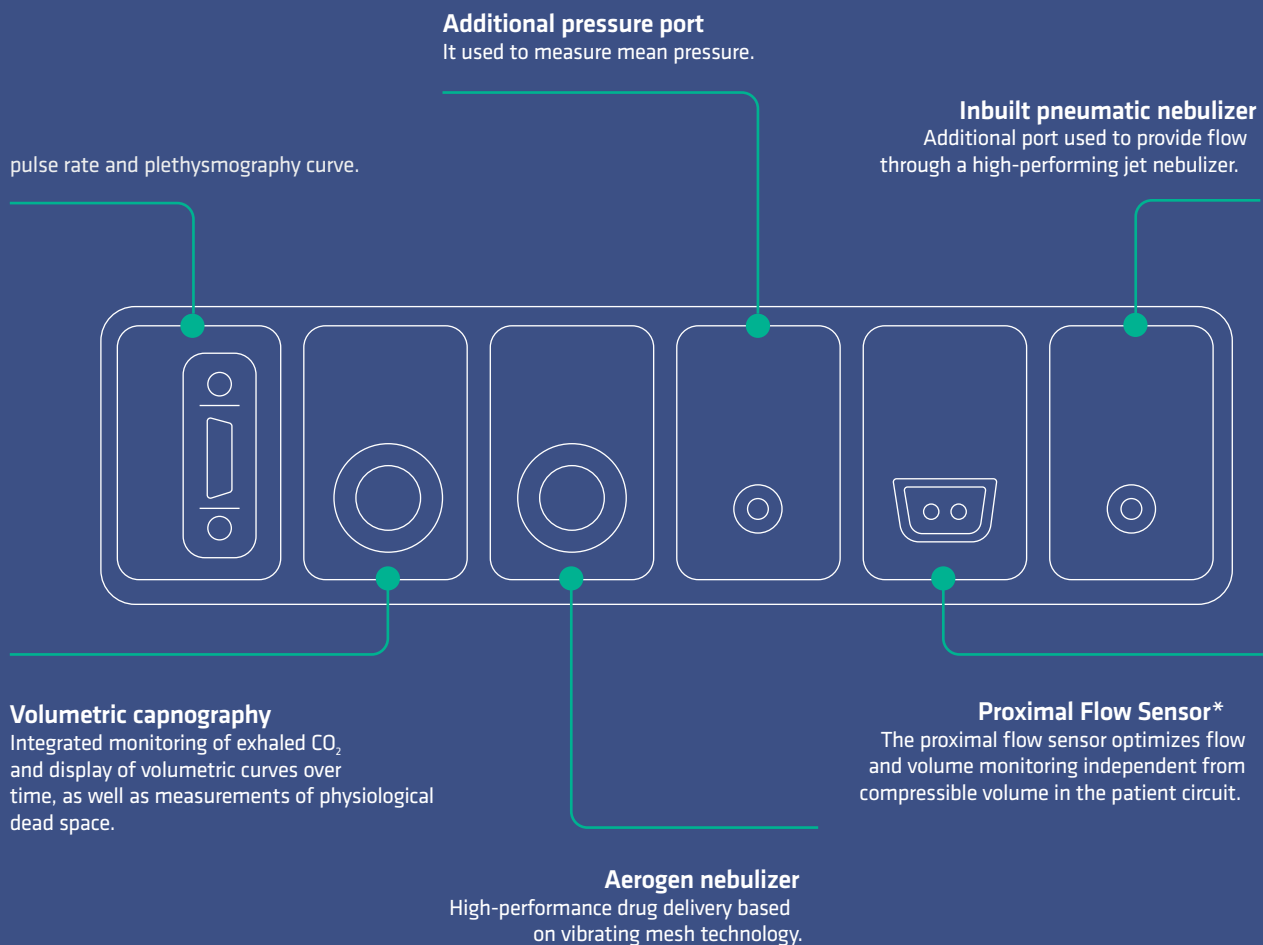
## Family View

Visualization designed to generate a friendly environment during family visits without losing monitoring of the basic ventilation parameters.



# Modular design

## Adaptable to different clinical environments and needs:



\*Only available for neonatal patients

AVA

## AVA

### Adaptive Ventilatory Assist

AVA mode (Adaptive Ventilatory Assist)  
The AVA mode is an adaptive closed loop mode with optimal control that guarantees minute ventilation of the patient generating a ventilatory pattern with the minimal respiratory work.

O<sub>2</sub>

## High-Flow Oxygen Therapy

### When Comfort is Efficient

Oxygen therapy administered through nasal cannulas or masks has always been the first approach to alleviate hypoxemia in patients.

Support for the oxygenation of hypoxemic patients. It allows you to expand the ventilator's capacity to the pre and post-intubation stages. Among the physiological effects described for this method, the following are highlighted: administration of a controlled and known FiO<sub>2</sub>; high-level humidification that allows for a better mucociliary clearance; dead space CO<sub>2</sub> cleaning and generation of a certain CPAP level.

## Comprehensive monitoring

It is possible to monitor the most important parameters, from the beginning of the therapy, with P/V Flex, as well as the intermediate phases up to the weaning stage, with P0.1 and Pimax, among other tests and variables.



### **Volumetric capnography**

Integrated monitoring of exhaled CO<sub>2</sub> and display of volumetric curves over time, as well as measurements of physiological dead space.



### **Spontaneous breathing test**

This new tool allows a spontaneous breathing test to be performed before weaning, monitored in real time and completely safe with dedicated alarms.



# SCHILLER

The Art of Diagnostics

## About SCHILLER

SCHILLER A. G., a company based in Switzerland, was founded by Alfred Schiller in 1974. Over the last 50 years, it has evolved into a successful Global Group with 31 subsidiaries and dealers across 30 countries. Today, SCHILLER is a world-leading manufacturer and supplier of devices for cardiopulmonary diagnostics, defibrillation and patient monitoring as well as software solutions for the medical industry.

Schiller in India was founded as a joint venture in 1997, and since then has established itself as a leader in the medical technology sector. With 450+ employees, a state-of-the-art ISO 13485-certified production centre in Puducherry, multiple R&D centres, and 17 offices across India; Schiller makes advanced healthcare equipment accessible through a network of 100 sales and service dealers across more than 45 locations. Our product range includes Critical Care, Anaesthesia, Emergency Care, Cardiology, Respiratory Diagnostics, Radiology, and Robotics.

Scan here  
to know more



Part no.: B11.100017  2/2026 Ver no.1.1

Accessories shown are not part of standard configuration All registered trademarks acknowledged.

Technical data are subject to change without notice

**SCHILLER**  
The Art of Diagnostics

Swiss H.Q.: SCHILLER AG, Altgasse 68, P. O. Box 1052, CH -6341 Baar, Switzerland

Indian H.O.: Schiller Healthcare India Pvt. Ltd., Advance House, Makwana Road, Andheri (East), Mumbai-59. Tel : + 91 - 22 - 61523333

  No. 15/5 & 15/6, Vazhuthavur Road, Kurumbapet, Puducherry - 605 009, India

Regional Offices: Mumbai: 022-61523333 Email: sales.west@schillerindia.com Delhi: 011-41062067 / 09312432205 Email: sales.north@schillerindia.com Kolkata: 033-23593102 / 033-23593103 Email: sales.east@schillerindia.com Chennai: 044-28232648 / 044-28311021 Email: sales.south@schillerindia.com Ahmedabad: 079- 35337949 / 079- 35337950 Email: sales.west@schillerindia.com Puducherry: 0413- 220 2680 / 0413- 229 2940 Email: sales.south@schillerindia.com

CIN : U33110MH1997PTC111307

 sales@schillerindia.com, help@schillerindia.com  www.schillerindia.com  1800 209 8998

Follow us on :  /SchillerHealthcareIndia  /schiller\_healthcare\_india  /schillerhealthcareindia  /schiller\_healthcare\_india  @schillerindia1074