

CARDIOVIT CS-300

Precision and confidence in every beat





SCHILLER
The Art of Diagnostics

CARDIOVIT CS-300

The SCHILLER high-end stress test solution features:

- ✦ Wireless ECG acquisition
- ✦ Customisable analysis options
- ✦ Extensive connectivity and enhanced cybersecurity



Built-in printer with 300-page paper capacity and integrated paper holder

DESIGNED FOR BUSY HOSPITALS

CARDIOVIT CS-300 offers:

- ✦ Maximum hygiene thanks to easy-to-clean touch screen and disinfectable, waterproof keyboard
- ✦ Optimal workflow efficiency thanks to a high-quality acquisition module, highly sensitive touch screen, dedicated quick-access buttons, integrated thermal printer and automatic data transfer to the hospital system
- ✦ Accurate ECG acquisition combined with automated resting ECG interpretation using SCHILLER's ETM and ETM Sport algorithms

EXTENSIVE CONNECTIVITY

Bidirectional communication with the HIS and seamless integration of clinical data into your electronic patient record:

- ✦ **DATA SECURITY :** With role-based user access to CARDIOVIT CS-300, access to patient data is strictly controlled, and all data transmissions are encrypted using TLS 1.3.
- ✦ **DATA ACCURACY:** Advanced features such as PDQ (Patient Demographic Query), DICOM Worklist, and HL7 or GDT Orders ensure the accuracy of patient demographics.
- ✦ **DATA TRANSFER :** Fast end-to-end sync of data between CARDIOVIT CS-300 and third-party systems. Data is exported automatically as soon as captured, without user intervention.

ENHANCED CYBERSECURITY

- ✦ Data is encrypted both during transmission and at rest
- ✦ Security-hardened Linux kernel to minimise the risk in case of cyberattacks
- ✦ Configurable access control with username, password, and privileges to prevent unauthorised access
- ✦ Wi-Fi protocols, including certificate-based authentication, to ensure secure access to the hospital IT infrastructure



CHOICE OF ECG ACQUISITION METHOD

The ECG signal is acquired with a standard patient cable or optionally through wireless acquisition module MS-12 BT

- ❖ The 12-lead acquisition module MS-12 BT is connected via Bluetooth. Use the on-screen signal view and hook-up advisor to prepare your patient in a separate room for even higher efficiency. The MS-12 BT can be selected with CARDIOVIT CS-300 right before the stress test. The wireless charging station simplifies recharging and AAA batteries provide even more flexibility.



12-lead acquisition module MS-12 BT

- ❖ The standard patient cable is available with 10 wires for 12-lead acquisition. Optionally, a 14-wire cable can be used for a 16-lead ECG.



12-or 16-lead patient cable

HIGH-END ANALYSIS FEATURES

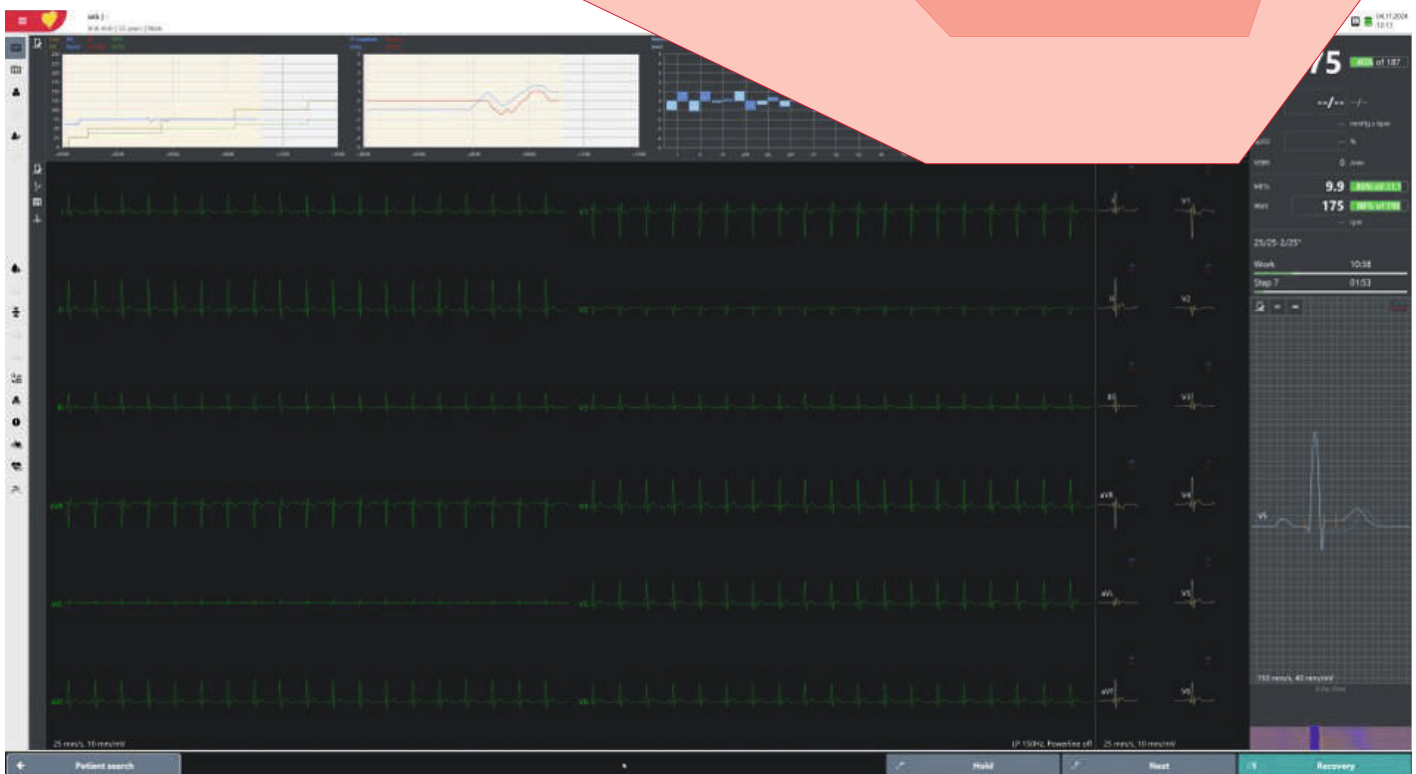
CONFIGURE YOUR ECG DEVICE ACCORDING TO YOUR NEEDS

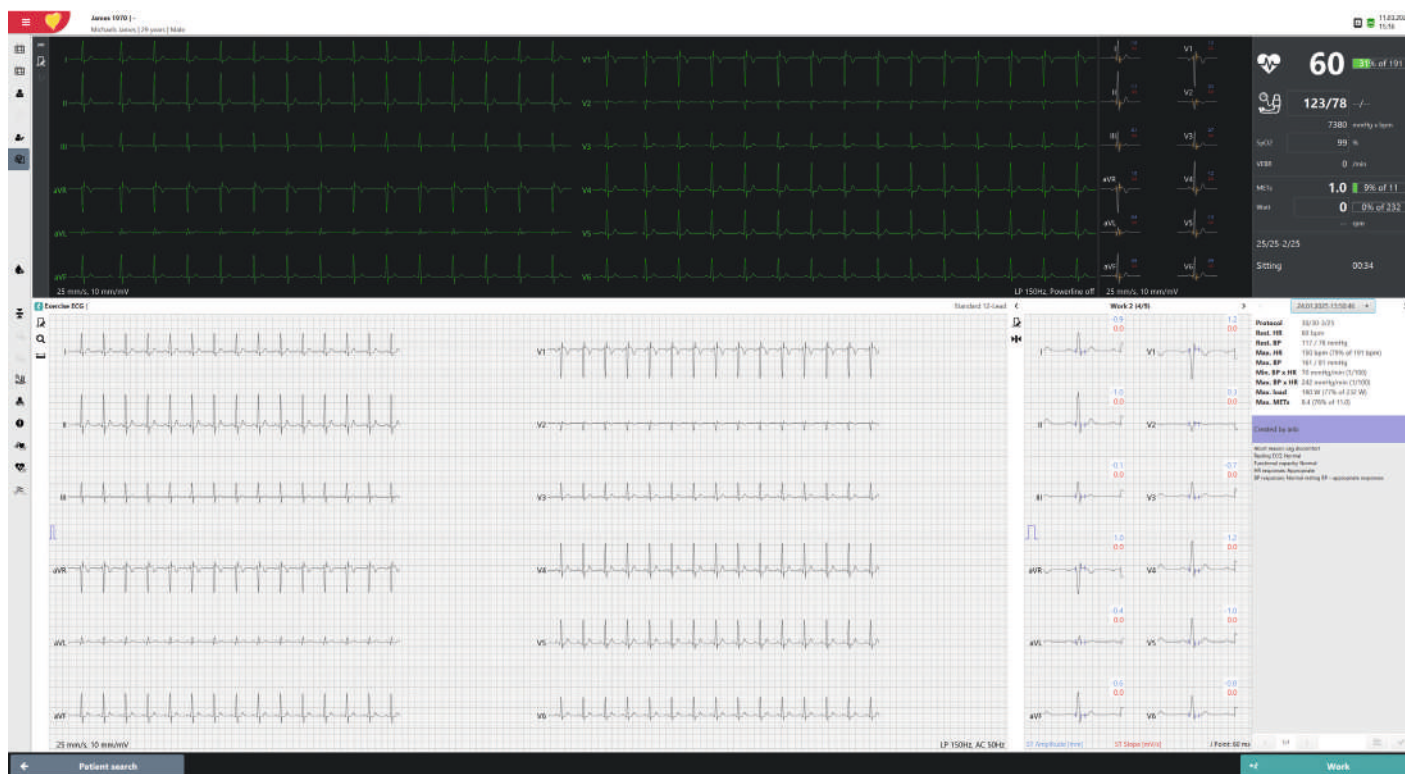
CARDIOVIT CS-300 supports Resting ECG, Resting Rhythm (up to 60 minutes), ECG Framer (10-second Resting ECG derived from Resting Rhythm), Exercise ECG, and Pharmacological Stress Test.

Additional software features can be switched on or off as required in the product settings:

ADVANCED ARRHYTHMIA DETECTION


Providing real-time updates on ventricular extrasystoles. Each detected extrasystole is marked with a timestamp. This allows precise tracking and accurate detection for better outcomes.





TEST COMPARISON

Compare real-time waveforms with a previous test. Choose the corresponding stage in the previous test by scrolling through the review. Changes can be identified immediately.



ECHOVIEW

Colour-coded representation of the QRS complex for an enhanced visualisation. Changes in the ST segment and QT intervals can quickly and easily be spotted.

SIGNAL-AVERAGED ECG (SAECG, OPTION)

SAECG is a diagnostic tool that helps detect hidden cardiac risks by analysing late ventricular potentials in the ECG, allowing early intervention and better patient outcomes.

VECTOR ECG (OPTION)

Vector ECG gives a 3-dimensional view of the heart's electrical activity for better localisation of cardiac abnormalities and advanced diagnostic insight.

ETM WITH ETM SPORT (OPTION)

The automated ECG interpretation module designed for athletes: SCHILLER's ETM Sport, when used in sport aptitude tests, reduces the number of false-positive results while the sensitivity to detect heart disease remains unchanged.

MEETING THE HIGHEST HOSPITAL REQUIREMENTS

ACQUIRE BLOOD PRESSURE AND SPO2 VALUES

BP-200 plus (option) for blood pressure and optional SpO2 measurements during the stress test

INTEGRATED HIGH-VOLUME PRINTER

CARDIOVIT CS-300 allows fast, on-the-spot printouts. A 300-page paper capacity ensures uninterrupted workflow and reduces the need for frequent paper refills.

DEDICATED QUICK-ACCESS BUTTONS

Use the dedicated quick-access buttons to get directly to the desired application.

INTEGRATED PAPER HOLDER

The integrated paper holder keeps printed paper neatly organised and accessible.

ROBUST AND EASY TO MANOEUVRE TROLLEY

Easy-glide wheels to smoothly manoeuvre the trolley.





LARGE, BRIGHT AND CLEAR TOUCH SCREEN


The 27" 4K touch screen not only allows for a detailed, accurate view at a glance but also features a sensitive and highly reactive touch interface that operates seamlessly even with gloves on.



WIRELESS ECG ACQUISITION (OPTIONAL)

Wireless ECG acquisition module with on-screen signal view and hook-up advisor:

- ❖ 5 m Bluetooth range for maximum patient flexibility, easy handling of the electrode cables
- ❖ 12-lead acquisition
- ❖ Wireless charging station (option), plus AAA-battery-run



CONNECT MULTIPLE EXTERNAL DEVICES

Three dedicated serial ports integrated for simultaneous connection of ergometer, treadmill and automatic blood pressure measurement device.

DESIGNED FOR THE BUSY HOSPITAL

Touch screen and keyboard are designed to allow fast and easy cleaning and disinfection. This ensures high hygiene, safety, and efficiency.



SOFT-CLOSING DRAWERS

Equipped with two soft-closing drawers to store and transport medical items



SCHILLER, founded in 1974 by Alfred E. Schiller is a successful group with 31 subsidiaries and a global sales network. Today, SCHILLER is a world-leading manufacturer and supplier of devices for cardiopulmonary diagnostics, defibrillation and patient monitoring as well as software solutions for the medical industry.

Over the past 25+ years, Schiller India has established itself as a leader in the medical technology sector. With 450+ employees, a state-of-the-art ISO 13485-certified production centre in Puducherry, and multiple R&D centres across the globe, Schiller India makes advanced healthcare equipment accessible through a network of 100 sales and service dealers across more than 45 locations. Our product range includes Critical Care, Anaesthesia, Emergency Care, Cardiology, Respiratory Diagnostics, Radiology, and Robotics.

Scan here to
know more



Part no.: B3.100035 08/25 Ver. no.: 1

All registered trademarks acknowledged.

SCHILLER
The Art of Diagnostics

Swiss H.Q.: SCHILLER AG, Altgasse 68, P. O. Box 1052, CH -6341 Baar, Switzerland

Indian H.O.: Schiller Healthcare India Pvt. Ltd., Advance House, Makwana Road, Andheri (East), Mumbai-59. Tel.: + 91 - 22 - 61523333

Factory: No. 15/5 & 15/6, Vazhuthavur Road, Kurumbapet, Puducherry - 605 009, India

Regional Offices: Mumbai: 022-61523333 Email: sales.west@schillerindia.com Delhi: 011-41062067 / 09312432205 Email: sales.north@schillerindia.com Kolkata: 033-23593102 / 033-23593103 Email: sales.east@schillerindia.com Chennai: 044-28232648 / 044-28311021 Email: sales.south@schillerindia.com Ahmedabad: 079- 35337949 / 079- 35337950 Email: sales.west@schillerindia.com Puducherry: 0413- 220 2680 / 0413- 229 2940 Email: sales.south@schillerindia.com

CIN : U33110MH1997PTC111307

sales@schillerindia.com, help@schillerindia.com www.schillerindia.com 1800 209 8998

Follow us on : /SchillerHealthcareIndia /schiller_healthcare_india /schillerhealthcareindia /schiller_healthcare_india @schillerindia1074